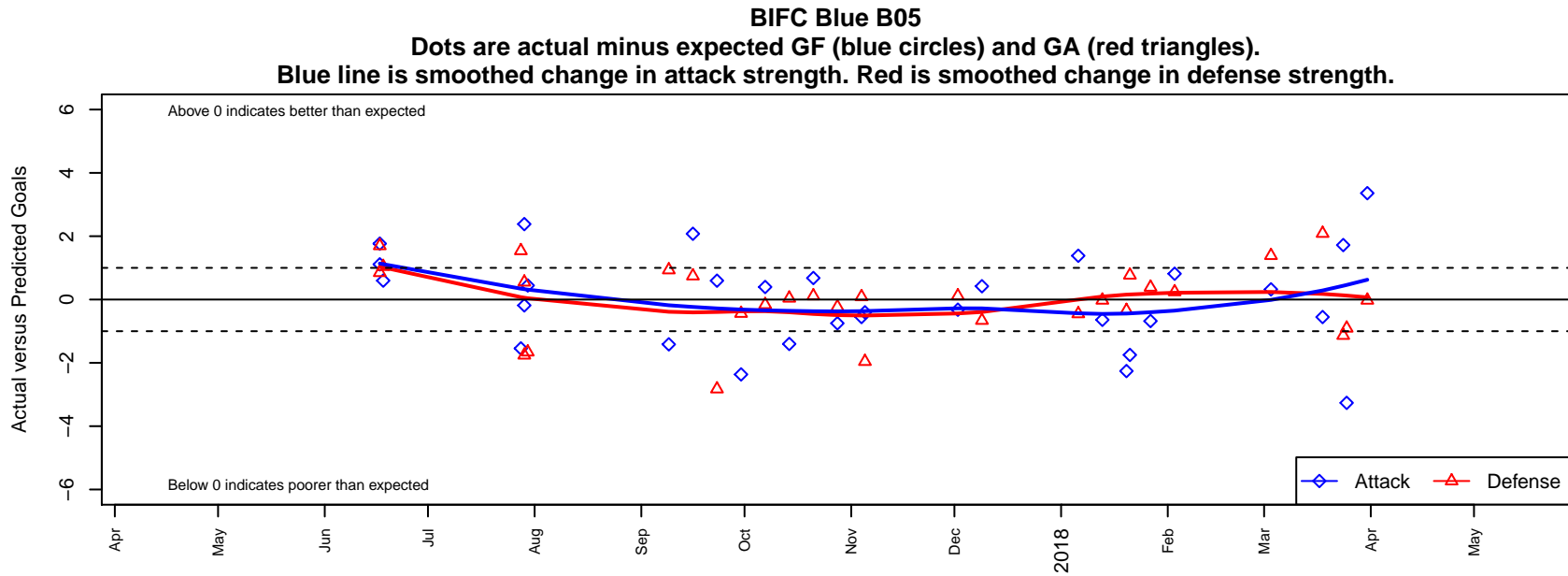


BIFC Blue B05

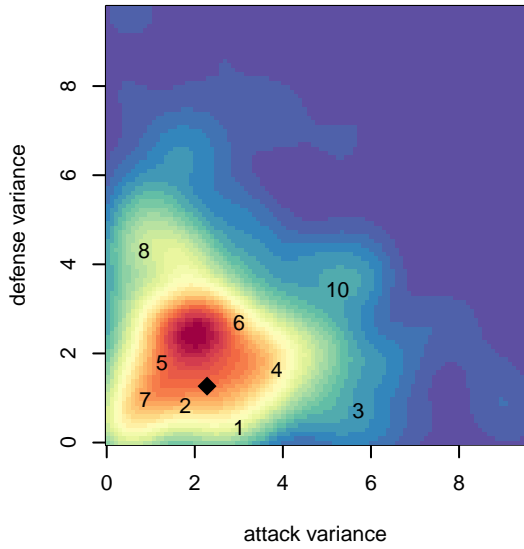
Bainbridge Island FC
 Bainbridge Island, WA
 B05 total strength=845
 attack=1.87 defense=0.73
 fall league = NPSL DIVISION 2 (05) U13
 spr league = Spr NPSL (05) Div 1 U13

alt names used:
 Bainbridge Island FC B05 Blue
 Bainbridge Island FC Blue B05
 Bainbridge Island FC B05
 Bainbridge Island FC B05 Blue
 Bainbridge Island FC B05 Blue

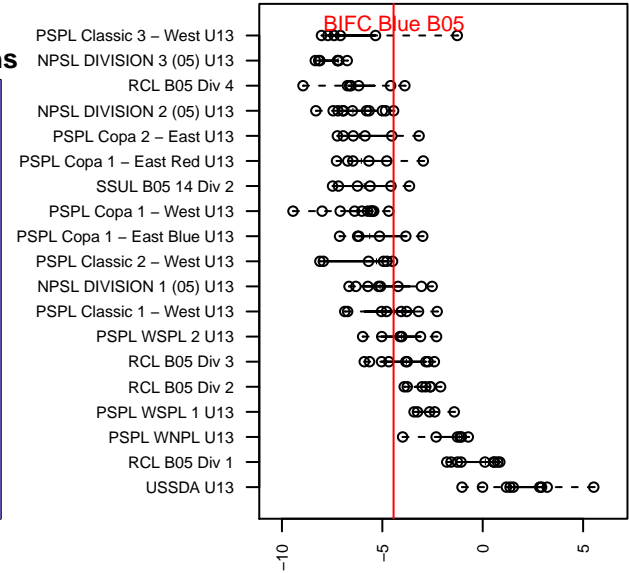
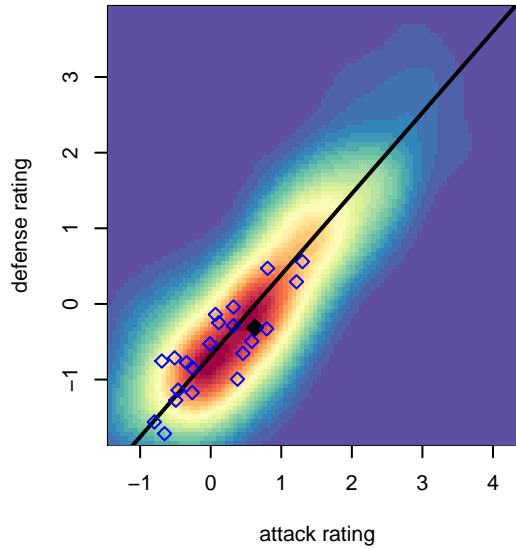
Venues played:
 2017 Skagit Firecracker Div. 2 U13
 2017 Crossfire Select U13 Gold
 2017 NPSL DIVISION 2 (05) U13
 2017 Founders Cup B05 Div A
 2017 Spr NPSL (05) Division 1 U13



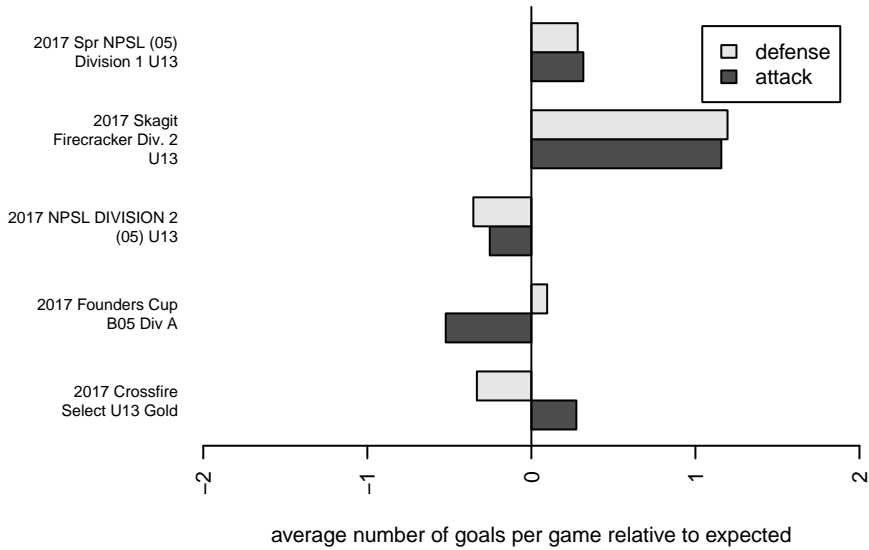
**attack and defense variance (black dot)
relative to other teams
and top 10 in region**



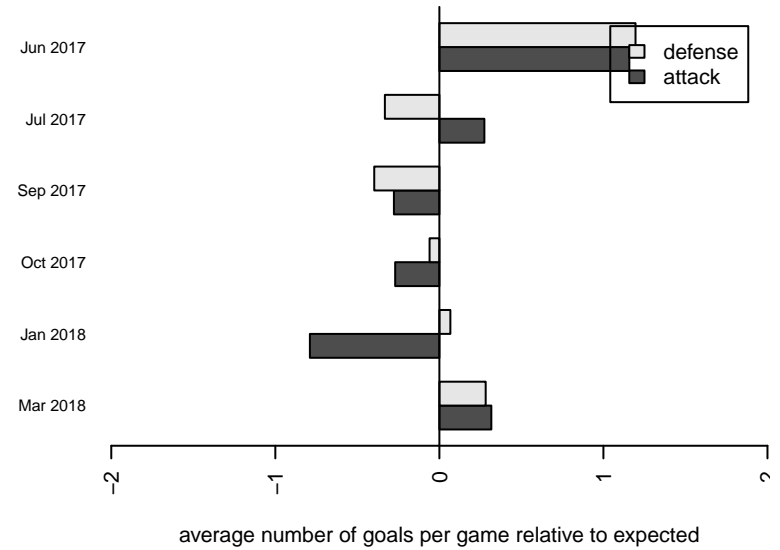
**attack and defense rating
relative to others at age
and all opponents in last 13 months**



Performance relative to 13 month average



Performance relative to 13 month average



date	home		away		venue	pred.home	pred.away
2018-03-31	Newport FC Predators B05	1	BIFC Blue B05	7	2017 Spr NPSL (05) Division 1 U13	0.98	3.64
2018-03-25	BIFC Blue B05	0	Nortac Colibri B05	3	2017 Spr NPSL (05) Division 1 U13	3.26	2.09
2018-03-24	BIFC Blue B05	6	Crossfire Select Pedraza B05	2	2017 Spr NPSL (05) Division 1 U13	4.28	0.87
2018-03-18	Seattle United Shoreline Blue B05	0	BIFC Blue B05	2	2017 Spr NPSL (05) Division 1 U13	2.09	2.55
2018-03-03	Seattle United W Blue B05	1	BIFC Blue B05	4	2017 Spr NPSL (05) Division 1 U13	2.39	3.68
2018-02-03	Crossfire Select Pratt B05	3	BIFC Blue B05	2	2017 Founders Cup B05 Div A	3.24	1.18
2018-01-27	BIFC Blue B05	3	Seattle United W Blue B05	2	2017 Founders Cup B05 Div A	3.68	2.39
2018-01-21	BIFC Blue B05	7	Seattle United W White B05	0	2017 Founders Cup B05 Div A	8.75	0.77
2018-01-20	BIFC Blue B05	9	Lake Hills Blue Devils B05	1	2017 Founders Cup B05 Div A	11.26	0.65
2018-01-13	Newport FC Predators B05	1	BIFC Blue B05	3	2017 Founders Cup B05 Div A	0.98	3.64
2018-01-06	Crossfire Select Zlateff B05	2	BIFC Blue B05	4	2017 Founders Cup B05 Div A	1.55	2.62
2017-12-09	BIFC Blue B05	4	Southlake Select Red B05	2	2017 NPSL DIVISION 2 (05) U13	3.58	1.34
2017-12-02	BIFC Blue B05	4	NSC White B05	1	2017 NPSL DIVISION 2 (05) U13	4.32	1.11
2017-11-05	NWSC Deception FC Black B05	3	BIFC Blue B05	5	2017 NPSL DIVISION 2 (05) U13	1.04	5.40
2017-11-04	BIFC Blue B05	2	Seattle United Shoreline Blue B05	2	2017 NPSL DIVISION 2 (05) U13	2.55	2.09
2017-10-28	Seattle United W White B05	1	BIFC Blue B05	8	2017 NPSL DIVISION 2 (05) U13	0.77	8.75
2017-10-21	NSC White B05	1	BIFC Blue B05	5	2017 NPSL DIVISION 2 (05) U13	1.11	4.32
2017-10-14	BIFC Blue B05	4	NWSC Deception FC Black B05	1	2017 NPSL DIVISION 2 (05) U13	5.40	1.04
2017-10-07	Seattle United S White B05	1	BIFC Blue B05	7	2017 NPSL DIVISION 2 (05) U13	0.84	6.60
2017-09-30	PSA Force Black B05	2	BIFC Blue B05	0	2017 NPSL DIVISION 2 (05) U13	1.56	2.36
2017-09-23	BIFC Blue B05	6	Storm King B05	5	2017 NPSL DIVISION 2 (05) U13	5.40	2.17
2017-09-16	BIFC Blue B05	6	Mercer Island FC Maroon B05	0	2017 NPSL DIVISION 2 (05) U13	3.92	0.74
2017-09-09	Mukilteo Rush B05	0	BIFC Blue B05	4	2017 NPSL DIVISION 2 (05) U13	0.93	5.42
2017-07-30	BIFC Blue B05	3	Seattle Celtic White B05	4	2017 Crossfire Select U13 Gold	2.56	2.34
2017-07-29	Crossfire Select Zlateff B05	1	BIFC Blue B05	5	2017 Crossfire Select U13 Gold	1.55	2.62
2017-07-29	BIFC Blue B05	1	Crossfire Select Pratt B05	5	2017 Crossfire Select U13 Gold	1.18	3.24
2017-07-28	Whatcom Rangers Gold B05	3	BIFC Blue B05	0	2017 Crossfire Select U13 Gold	4.54	1.54
2017-06-18	BIFC Blue B05	6	NWSC Deception FC Black B05	0	2017 Skagit Firecracker Div. 2 U13	5.40	1.04

date	home		away		venue	pred.home	pred.away
2017-06-17	BIFC Blue B05	3	FC Edmonds Tsunami B05	0	2017 Skagit Firecracker Div. 2 U13	1.89	1.70
2017-06-17	New Millenium FC Furia Azul B05	4	BIFC Blue B05	3	2017 Skagit Firecracker Div. 2 U13	4.85	1.23